VENUE SPECIFICATIONS

STORE VEGA

Version 26.01, Valid from January 2026

CONTACT:

Phone: +45 3326 0948

All advance communication via:
yourshow@vega.dk

VEGA - Musikkens Hus, Enghavevej 40,
DK-1674 København V, Denmark

VEGA TEAM:

HEAD OF PRODUCTION
Kevin Le Geyt

HEAD OF PLANNING & PROJECT
Tobias Smith Agger

PLANNING & PROJECT COORDINATOR
Frederik Elsborg
Kasper Holst Ørsted

EVENT MANAGER
Kenneth Hallengren



Store VEGA floor and balcony view

Store VEGA stage view

TABLE OF CONTENTS

Page 4: Welcome

Page 5: General information

Page 8: Photography & video recordings

Page 9: Wireless frequencies

Page 10: Sound

Page 12: In house audio equipment

Page 13: Guest connections

Page 14: In house rentals

Page 16: Staging & rigging

Page 18: Laser use

Page 19: Lights

Page 28: Floor plan

Page 29: Store VEGA Backstage

Page 30: Map

WELCOME

Someday soon, you will be playing at VEGA

You will be playing at the main stage called “Store VEGA”. The venue has a standing audience capacity of 1550 and a seated capacity of 800.

Your guestlist capacity is outlined in the deal. By default, we have a fixed number of 40 spots. This includes main act, support and agencies.

The venue is situated at the centre of the city and you will be close to pretty much anything you might require.

We hope that you will take the time to read the following pages, as they should provide you with answers to the most common questions prior to your concert here at VEGA.

Should any questions remain after reading this document, please do not hesitate to call or e-mail us. We look forward to having you here and hope you will have a pleasant stay in Copenhagen.

GENERAL INFORMATION

Parking:
Normally you'll park in the alley called "Rejsbygade" (see map later in this document), where you will find bus power (three single phase 16A blue CEE form and two 3x32A red CEE) on the wall. VEGA is situated in the centre of the city and do not have access to an unlimited number of parking spots.
There will be a parking fee of 600 KR per vehicle.

NB: *National law prohibits engines running idle for more than 1 minute in populated areas. Landline power is available immediately upon arrival.*

Load in:
Load in is located at the end of "Rejsbygade" directly to an elevator.
Elevator capacity is 2000 kg (w/ 1,30 m – h / 2,70 m - / d / 5,30 m) – directly to stage floor.

Entrance (crew and artists):
Through the load in elevator.

Production office:
Below stage next to the dressing rooms.

Venue crew:
Depends on production size, but as a minimum:

1 x Venue manager
1 x FOH sound engineer *
1 x Light engineer
1 x Stagehand

* Please note: If venue is booked with only one sound engineer, monitors are from FOH if act is not bringing their own monitor engineer and console.

Guest list:
Your guest list capacity is outlined in the deal. By default we have a fixed number of 40 spots including the support act.

GENERAL INFORMATION

Dressing rooms & catering area:
3,8 m x 3,0 m, with showers & toilet
6,2 m x 3,0 m, with showers & toilet
2,0 m x 3,0 m

Large catering / hospitality area with small kitchen & 2 toilets.
All rooms are directly below stage.

Wifi:
Free WLAN is available – please choose the network with SSID = VEGA_Artist
WLAN is password protected, and the code will be available upon get-in.

Merchandise:
VEGA does not charge any merch fees.

We do not have a dedicated merch booth but offer a large area in the main entrance for you to set up whatever merch you may wish to sell.
We do not have staff to man the booth.
If needed, we will provide a float at no extra cost. Please advise house staff well in advance so that we may have this ready for you upon doors.

Curfew:
Our standard backstage curfew for shows with doors at 19.00 is 00.00.

GENERAL INFORMATION

dB limits:
To ensure a healthy concert experience to our audience, and to comply with EU noise regulations towards our employees, we are enforcing a dB limit of 103 dB(A) averaged over 15 minutes (Leq 15 = 103 dB(A)). Values will be measured at FOH.
A properly calibrated measurement system (www.10EaZy.com) will be available to the sound engineer. VEGA doesn't use a peak limiter or circuit breaker to enforce the rule, but our house engineer will engage in reducing the overall sound level if rules are not complied with.

Fire – Pyro – Confetti – CO2:
Please note that the use of open fire, pyrotechnics, confetti and CO2 are not allowed at VEGA.

A uniformed fire Marshall (invisible to the audience) will be on stage is authorized to interrupt the concert in case of a fire or violation of the above. The building is national heritage and the risk of damaging the interior prohibits the use of gas driven effects.

Smoking:
PLEASE NOTE: National law prohibits smoking in public areas, including but not limited to performance and backstage facilities. Smoking is allowed outside the venue. We kindly ask you to respect this rule, as we did not invent it nor do we want to spend all day acting as bad cops.

Front of House:
It has come to our attention that Front of House (FOH) is increasingly being occupied by guests.
Please be reminded that FOH is a designated workspace for artists and VEGA's technical staff, and it contains sensitive equipment essential to the execution of the show.

Access to FOH is therefore restricted to technical personnel and individuals whose presence is directly relevant to the concert operations (e.g., manager, booker, photographer).
Furthermore, open beverages are strictly prohibited in FOH, as any spillage may cause damage to the mixing consoles.

PHOTOGRAPHY AND VIDEO RECORDINGS

VIDEO AND PHOTOGRAPHY RECORDINGS – in any form – require that you read and respect the following guidelines:

Video cameras can be placed at the back of the hall by the mixing console. This should be done in cooperation with VEGA's sound technician.

Filming is possible from the balcony, sides, and back of concert room, and from the mixing console. It is also possible to film from certain points on stage to a limited extent – this should be coordinated and cleared with the VEGA staff.

Emergency exits must be respected. No cameras in front of emergency exits.

Filming or taking photos of VEGA's service and security staff is not allowed.
Filming or taking photos of the bar areas is not allowed.
Filming or taking photos in and around the building (stairs, corridors, toilets, hall, entrance etc.) can only happen if this has been cleared with VEGA-
Filming or taking photos with artificial light attached to the camera is not allowed unless this has been cleared with VEGA before show.

It is not possible to have a podium or any form of elevation for a stationary camera in the audience area.

VEGA's sound technician can provide an audio drop for your camera from the mixing console – this must be arranged at least three days ahead of the show (as stated in the contract) and cannot be expected to happen a few minutes before show.

Video recordings and photos from VEGA cannot be used in commercial context with a third part involved without VEGAs permission. VEGA operates as a brand itself and is protected by copyrights. A contract will have to be negotiated and signed.

WIRELESS FREQUENCIES

It is possible to use wireless microphones without a license in parts of the frequency band 470–695 MHz. Which parts may be used depends on where in Denmark the wireless microphones are operated. At Vega's address, the following frequency ranges are available:

•470–486 MHz (K21–22)
•494–550 MHz (K24–30)
•558–566 MHz (K32)
•574–582 MHz (K34)
•590–614 MHz (K36–38)
•630–638 MHz (K41)
•646–695 MHz (K43–48)

The specified frequency ranges are band limits; the center frequency of a 200 kHz wide microphone signal must therefore lie 100 kHz within the stated band limits.

SOUND

PA-SYSTEM

Main:
16x d&b KSL
6 x d&b SL-GSUB (Subarray under the stage)
2 x d&b V-7P (lipfill downstage)
2x d&b V-7P (Balcony fill)
All powered by d&b D90 and D40 amps

All system parameters are available thru d&b's R1 software controlled by a laptop at FOH position. The FOH position is located approximately 2/3 of the room length from the stage, and not under the balcony. Systemfeed can be L/R or L/R, SUB, FILL Analog or digital.

SOUND

FOH:
1x Soundcraft Vi3000
Intercom between FOH & Monitor

MONITOR:
1x Soundcraft Vi3000
9x L'Acoustic HiQ
2x d&b C4 (side fill)
4x d&b C7 (side fill)
Amps/controllers for 10 sends + CUE wedge + 2 side fills
Pinanson Transformer balanced split (48 channels)

AUX SOUND POWER:
1 x 3 phase 63A CEE form
1 x 3 phase 32A CEE form
1 x 1 phase 32A CEE form
2 x 3 phase 16A CEE form
3 x 1 phase 16A CEE form

IN HOUSE AUDIO EQUIPMENT

Microphones:
1x Sennheiser 901
1x Sennheiser 902
6x Sennheiser 904
1x Sennheiser 905
2x Sennheiser 906
1x Sennheiser 421
3x Sennheiser 935
1x Sennheiser 945
2x Sennheiser Mk4
1x Shure B52A
1x Shure B91A
4x Shure SM 57
2x Shure SM 58
4x Shure B58A
1x Shure B57
1x AKG D-112
6x Neumann 184

DI's:
10x BSS AR-133

DJ equipment:
2x CDJ-3000
1x DJM-A9
1x XDJ-XZ
1x DJM-S9

GUEST CONNECTIONS

We offer 8 CAT6A connections for audio: 4 between FOH – Downstage left and 4 between FOH – Patch Stage Left. And 4 for light, FOH – Upstage Right.
All cables were installed and tested in October 2024 with Lantek II-500.

Test Name	Length (meters)	Date	Cable Type	Test Standard
PBX0101-PBX0101	24,90	16-10-2024 12:03	Cat 6A STP Perm	TIA 568-C.2
PBX0102-PBX0102	24,90	16-10-2024 12:05	Cat 6A STP Perm	TIA 568-C.2
PBX0103-PBX0103	25,00	16-10-2024 12:06	Cat 6A STP Perm	TIA 568-C.2
PBX0104-PBX0104	24,90	16-10-2024 12:08	Cat 6A STP Perm	TIA 568-C.2
PBX0301-PBX0301	33,80	16-10-2024 12:13	Cat 6A STP Perm	TIA 568-C.2
PBX0302-PBX0302	33,70	16-10-2024 12:16	Cat 6A STP Perm	TIA 568-C.2
PBX0303-PBX0303	33,70	16-10-2024 12:18	Cat 6A STP Perm	TIA 568-C.2
PBX0304-PBX0304	33,80	16-10-2024 12:21	Cat 6A STP Perm	TIA 568-C.2
PFB0201-PFB0201	38,40	16-10-2024 16:24	Cat 6A STP Perm	TIA 568-C.2
PFB0202-PFB0202	38,30	16-10-2024 16:32	Cat 6A STP Perm	TIA 568-C.2
PFB0301-PFB0301	38,00	16-10-2024 16:33	Cat 6A STP Perm	TIA 568-C.2
PFB0302-PFB0302	38,10	16-10-2024 16:34	Cat 6A STP Perm	TIA 568-C.2
PFB0303-PFB0303	38,10	16-10-2024 16:34	Cat 6A STP Perm	TIA 568-C.2
PFB0304-PFB0304	38,20	16-10-2024 16:34	Cat 6A STP Perm	TIA 568-C.2

We also offer 6 male XLR and 6 female XLR between FOH – Patch Stage Left, and 4 5-pin DMX between FOH – Upstage Right.
Furthermore we have 4 CAT5-E between FOH – Patch Stage Left.

IN HOUSE RENTALS

Backline:

Drums
Yamaha Oak Custom
Snare, 10” 12”, 14”, 16” 24”
We also have vintage yellow Sonor Percussion.
10”, 12”, 15” 23”
Cymbals: Zildjan K Series
Custom Dark hi hat 14" , Custom Dark crash 18”
Custom Dark ride 20”, Custom Dark crash 16"
All stands.
140 Euro pr show

Bass amp
TC Electronic RH750 Amp
2 x TC Electronic RS 210 Bass Cabinet.
70 Euro pr show

Guitar amp
1 x Fender Twin
1 x AC30
70 Euro pr show

Miscellaneous
We have many keyboard stands + guitar stands.
1 x Spd-s Stand and mounting plate
1 x Focusrite Scarlett 18i20 3rd Gen Soundcard

IN HOUSE RENTALS

Audio:

2 x wireless microphones. Shure AD4D / Beta58
40 Euro pr channel pr show

1 x Midas M32
1 x Midas DM16
1 x Midas Venice 240
70 Euro pr show

2 x d&b C4
4 x d&b C7
2 x D-PAC AS-2
Ask for quote

Lights:

8 pcs Eaglelite QUAD19 WASH – 19X15W RGBW. No brackets, floor lights.
200 Euro pr case of 4 pr show

4 pcs Acme CM-350ZII, Led RGBW wash zoom moving heads, 7x30w. No brackets, floor lights.
200 Euro pr show

8 pcs Acme MP-300Z, Led RGBW zoom par, 19x10w. No brackets, floor lights.
200 Euro pr show

5 pcs SGM X-5 strobes. No brackets, floor lights.
100 Euro pr show

Please note that we do not offer a backline/light technician to set up or take down backline/lights when renting our in-house backline/lights. This will be at your own responsibility.

STAGING & RIGGING

Stage:
Depth: 9,2m
Width: 10,8m
Height: 1m

Clearance:
Stage tower: 10,8m
Proscenium: 6,8m
Maximum clearance under truss when hoisted to top position: 7,5m

Backdrop:
Black velour.

Barrier:
Original Mojo in front of stage (11 sections) FOH is covered by Mojo.

Rigging:
House truss is mounted in C2 + C5 & B2 + B5
Please note that house truss will not be removed due to space limitations. If production brings own trusses, these will be mounted underneath venue truss.
We have an extra truss with a length of max. 10,5 meters + 2 D8+motors (500 kg each) that can be used on request. The use of this entails an extra cost for rigging and rental. Prices will be discussed in the advance.

Max guest load:
Max per truss: 1200kg. distributed. Total: Max 1400kg. distributed.

Vega - Main Hall Rigging

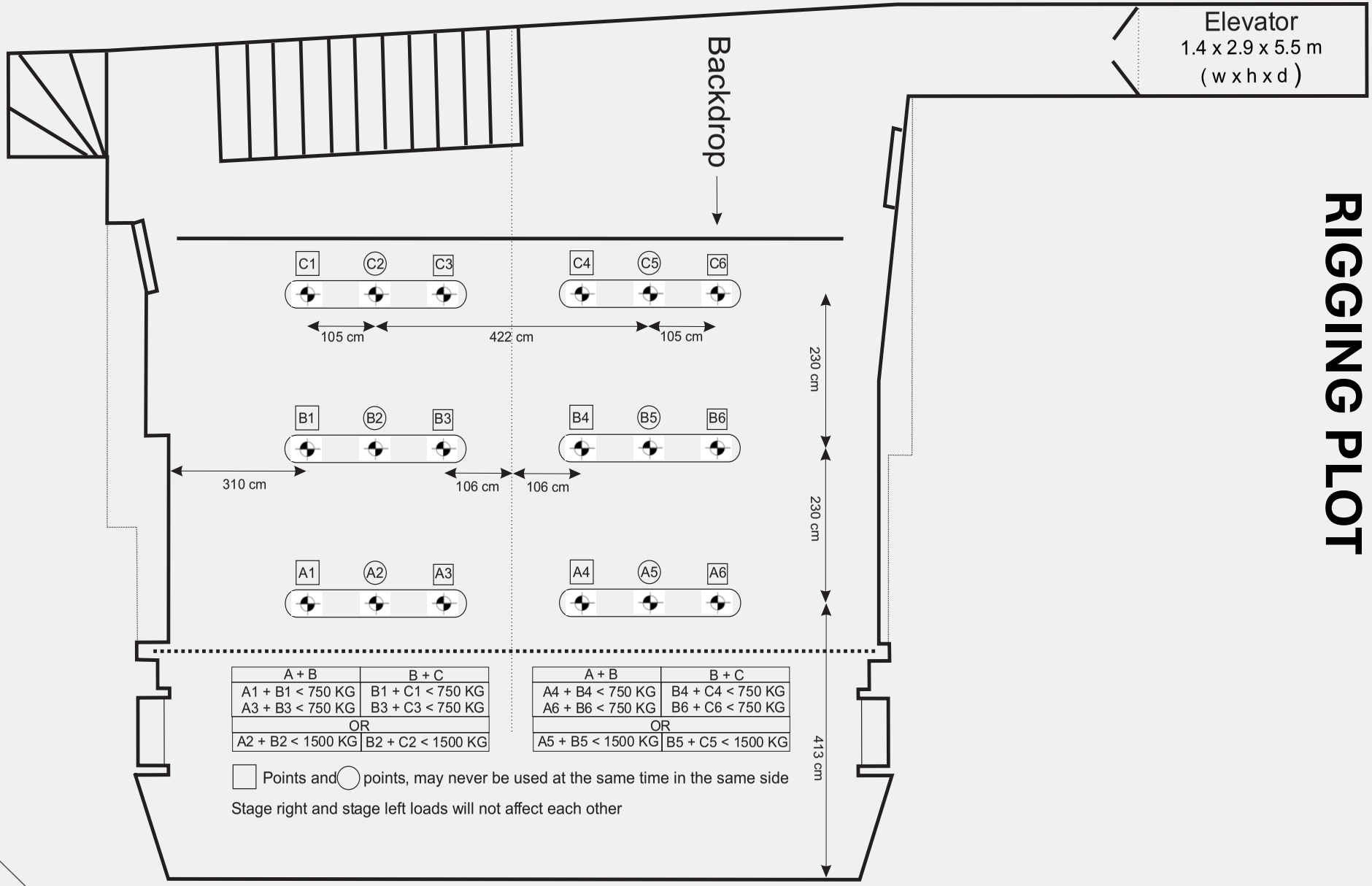

A + B	B + C
A1 + B1 < 750 KG A3 + B3 < 750 KG	B1 + C1 < 750 KG B3 + C3 < 750 KG
OR	
A2 + B2 < 1500 KG	B2 + C2 < 1500 KG

A + B	B + C
A4 + B4 < 750 KG A6 + B6 < 750 KG	B4 + C4 < 750 KG B6 + C6 < 750 KG
OR	
A5 + B5 < 1500 KG	B5 + C5 < 1500 KG

Points and points, may never be used at the same time in the same side

Stage right and stage left loads will not affect each other

RIGGING PLOT

LASER USE

Laser is also only allowed with prior agreements – and relevant permits.
When use of lasers in shows the following must be obtained:
On laser class classified upon class 3R(<5mw), As 3B(<500mW) and 4(>500mW) should there not be “Scanned” in audience area.
Beams must be terminated on safe none reflected surface that is untreatable for audience.
If the idea is to project in audience area – a calculation will have to show – that the wanted laser do not exceed the agreed limit values.
MPE values is locked as ANSI Z136 and IEC 60825
As guideline the value is 2.5mW/cm2 for static beams and 10mW/cm2 for scanned beams
This must be obtained by using special designed laser power measuring instrument.

Upon agreement the show will run after “ilda level 2/10” as long the shows respect and can document you are following safety guidelines:
https://www.ilda.com/resources/Safety/audience-scanning_overview_latest.pdf

Imagolux is VEGA Contractor – and will assist during advance when laser is used at the venue.
If it is needed to have **Imagolux** present during show – the invoice for this support will be directed to promoter/show producer.

LIGHT

The FOH position for lights is located flexible next to the sound department on floor.

Lights:

No lights will be removed or moved on the truss unless agreed upon in advance.

Side lights, 1 Front truss, 1 Middle truss & 1 Back truss.
Mid and Back trusses have US edge free for guest fixtures or similar.

Side lights:

6 x ClayPaky Axcor Wash 300

Front truss lights:

6 x ClayPaky Arolla ProfileMP
6 x ClayPaky Axcor Wash 300

Mid and Back truss lights:

13 x ClayPaky Arolla SpotMP
13 x ClayPaky Axcor Wash 300
4 x Martin Atomic LED strobe
14 x Portman S-Tribe blinders

On Stage:

1 x Pea Soup Phantom Hazer

Control system:

All controlled by sACN via House console Chamsys MQ500.
Node IP 2.0.0.171, Console IP 2.0.0.172, Subnet 255.0.0.0
4 x DMX and 4 x Cat5 lines available FOH > SR.

We offer a public lighting folder for all visiting artists including patch, plot, show file for our own consoles and also drawings and renderings of the venue

Power:

1 X 3 X 125A
2 x 3 x 63A
2 x 3 x 32A
2 x 3 x 16 A
All in Red 3 phase CEE-FORM

LIGHTPLOT

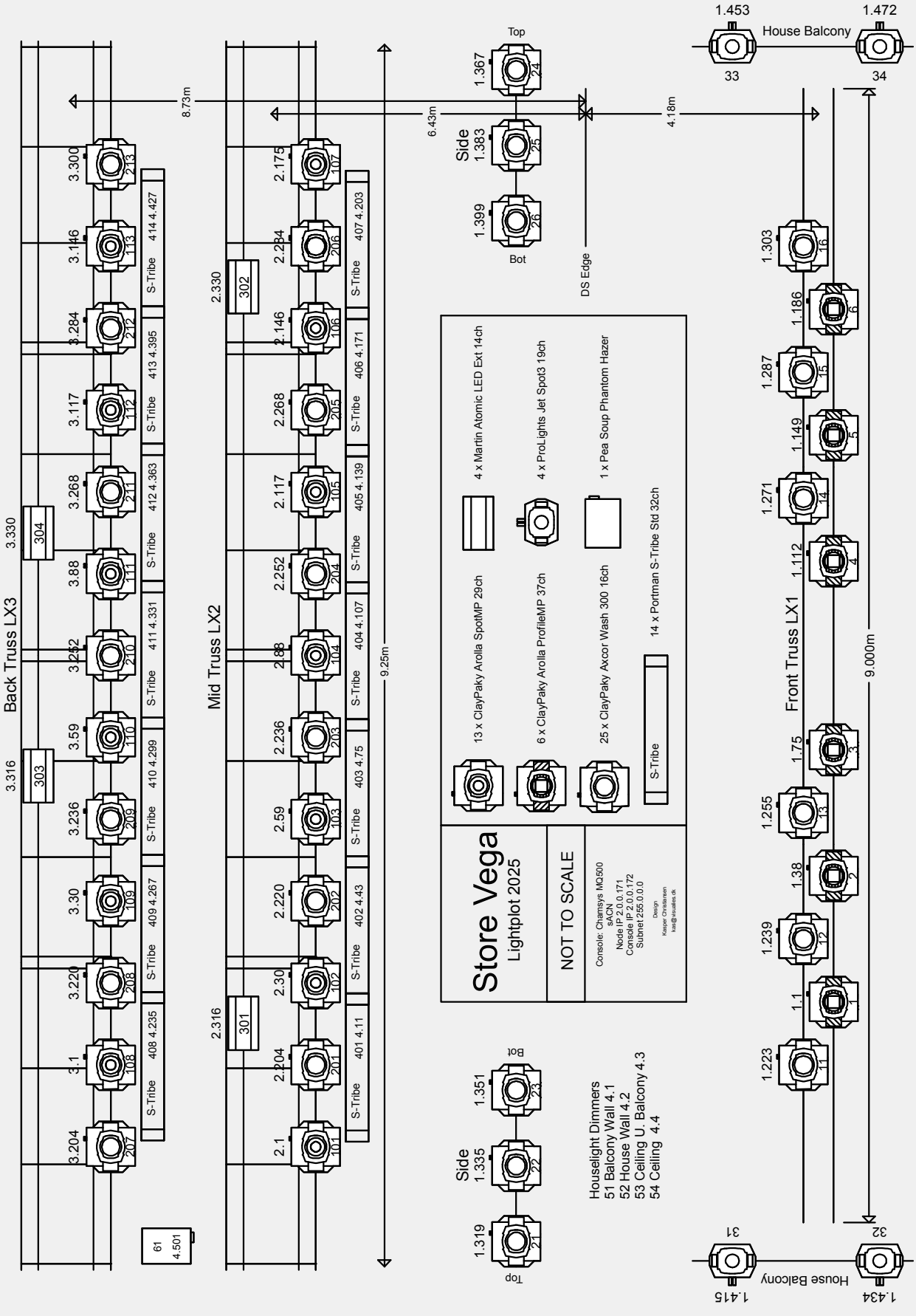
Back Truss LX3
Mid Truss LX2
Front Truss LX1
House Balcony
Top
Bot
Side
DS Edge
8.73m
6.43m
4.18m
9.25m
9.000m
13 x ClayPaky Arolla SpotMP 29ch
6 x ClayPaky Arolla ProfileMP 37ch
25 x ClayPaky Axcor Wash 300 16ch
4 x Martin Atomic LED Ext 14ch
4 x ProLights Jet Spot3 19ch
1 x Pea Soup Phantom Hazer
14 x Portman S-Tribe Std 32ch
S-Tribe
Store Vega
Lightplot 2025
NOT TO SCALE
Houselight Dimmers
51 Balcony Wall 4.1
52 House Wall 4.2
53 Ceiling U. Balcony 4.3
54 Ceiling 4.4

LIGHTPLOT

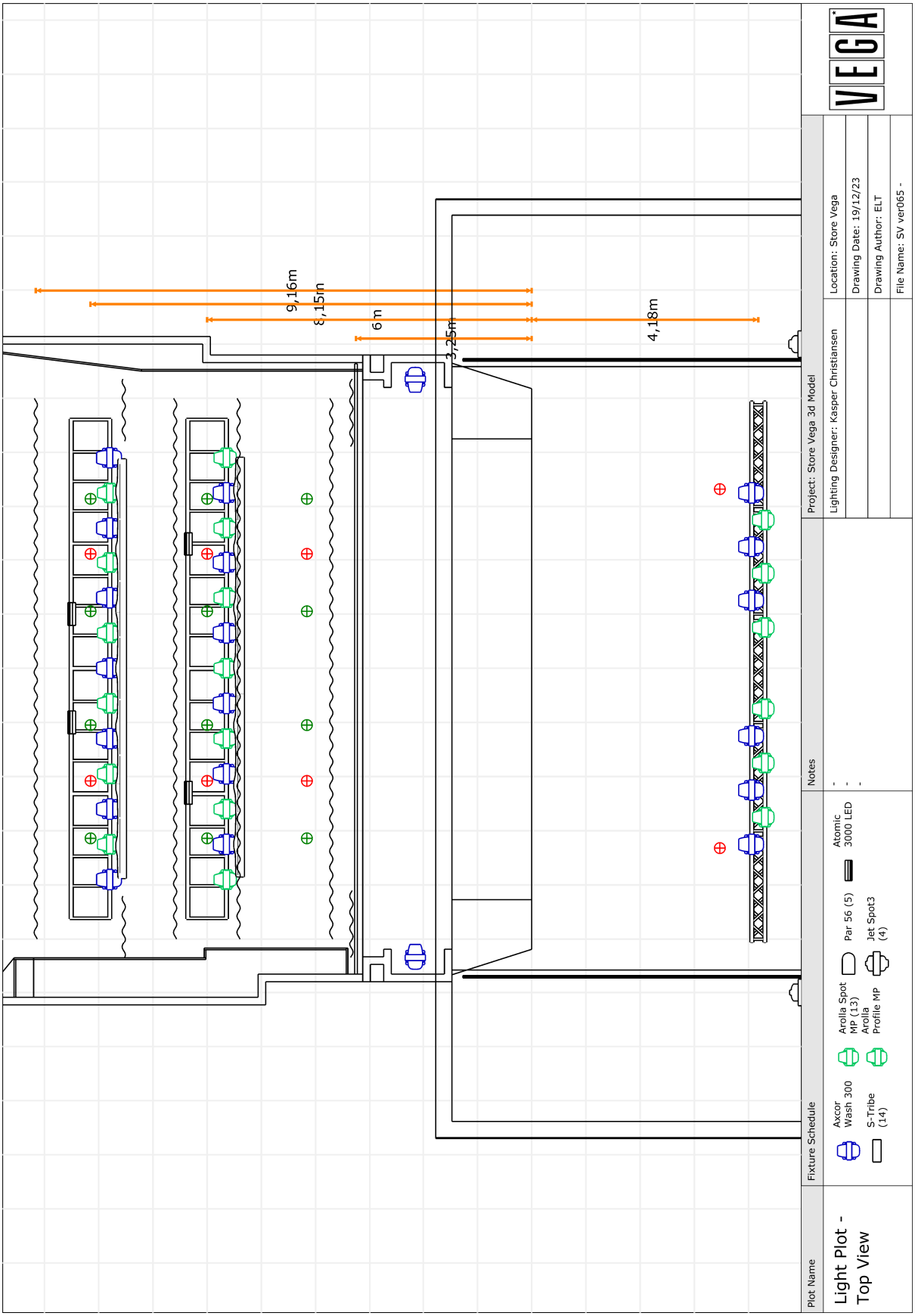
9,16m
8,15m
6 m
3,25m
4,18m
Plot Name
Light Plot - Top View
Fixture Schedule
Axcor Wash 300
S-Tribe (14)
Arolla Spot MP (13)
Arolla Profile MP
Par 56 (5)
Jet Spot3 (4)
Atomic 3000 LED
Notes
-
-
-
Project: Store Vega 3d Model
Lighting Designer: Kasper Christiansen
Location: Store Vega
Drawing Date: 19/12/23
Drawing Author: ELT
File Name: SV ver065 -
VEGA

LIGHTPATCH

STORE VEGA 2025 Light Patch

Unit	Type	Uni	Ch	Position
1	ClayPaky Arolla Profile MP 37ch	1	1	Front Truss LX1
2	ClayPaky Arolla Profile MP 37ch	1	38	Front Truss LX1
3	ClayPaky Arolla Profile MP 37ch	1	75	Front Truss LX1
4	ClayPaky Arolla Profile MP 37ch	1	112	Front Truss LX1
5	ClayPaky Arolla Profile MP 37ch	1	149	Front Truss LX1
6	ClayPaky Arolla Profile MP 37ch	1	186	Front Truss LX1
11	ClayPaky Axcor Wash 300 16ch	1	223	Front Truss LX1
12	ClayPaky Axcor Wash 300 16ch	1	239	Front Truss LX1
13	ClayPaky Axcor Wash 300 16ch	1	255	Front Truss LX1
14	ClayPaky Axcor Wash 300 16ch	1	271	Front Truss LX1
15	ClayPaky Axcor Wash 300 16ch	1	287	Front Truss LX1
16	ClayPaky Axcor Wash 300 16ch	1	303	Front Truss LX1
21	ClayPaky Axcor Wash 300 16ch	1	319	Side SR
22	ClayPaky Axcor Wash 300 16ch	1	335	Side SR
23	ClayPaky Axcor Wash 300 16ch	1	351	Side SR
24	ClayPaky Axcor Wash 300 16ch	1	367	Side SL
25	ClayPaky Axcor Wash 300 16ch	1	383	Side SL
26	ClayPaky Axcor Wash 300 16ch	1	399	Side SL
31	ProLights Jet Spot 3 19ch	1	415	House SR
32	ProLights Jet Spot 3 19ch	1	434	House SR
33	ProLights Jet Spot 3 19ch	1	453	House SL
34	ProLights Jet Spot 3 19ch	1	472	House SL
101	ClayPaky Arolla Spot MP 29ch	2	1	Mid Truss LX2
102	ClayPaky Arolla Spot MP 29ch	2	30	Mid Truss LX2
103	ClayPaky Arolla Spot MP 29ch	2	59	Mid Truss LX2
104	ClayPaky Arolla Spot MP 29ch	2	88	Mid Truss LX2
105	ClayPaky Arolla Spot MP 29ch	2	117	Mid Truss LX2
106	ClayPaky Arolla Spot MP 29ch	2	146	Mid Truss LX2
107	ClayPaky Arolla Spot MP 29ch	2	175	Mid Truss LX2
108	ClayPaky Arolla Spot MP 29ch	3	1	Back Truss LX3
109	ClayPaky Arolla Spot MP 29ch	3	30	Back Truss LX3
110	ClayPaky Arolla Spot MP 29ch	3	59	Back Truss LX3
111	ClayPaky Arolla Spot MP 29ch	3	88	Back Truss LX3
112	ClayPaky Arolla Spot MP 29ch	3	117	Back Truss LX3
113	ClayPaky Arolla Spot MP 29ch	3	146	Back Truss LX3
201	ClayPaky Axcor Wash 300 16ch	2	204	Mid Truss LX2
202	ClayPaky Axcor Wash 300 16ch	2	220	Mid Truss LX2
203	ClayPaky Axcor Wash 300 16ch	2	236	Mid Truss LX2
204	ClayPaky Axcor Wash 300 16ch	2	252	Mid Truss LX2
205	ClayPaky Axcor Wash 300 16ch	2	268	Mid Truss LX2
206	ClayPaky Axcor Wash 300 16ch	2	284	Mid Truss LX2
207	ClayPaky Axcor Wash 300 16ch	3	204	Back Truss LX3
208	ClayPaky Axcor Wash 300 16ch	3	220	Back Truss LX3
209	ClayPaky Axcor Wash 300 16ch	3	236	Back Truss LX3
210	ClayPaky Axcor Wash 300 16ch	3	252	Back Truss LX3
211	ClayPaky Axcor Wash 300 16ch	3	268	Back Truss LX3
212	ClayPaky Axcor Wash 300 16ch	3	284	Back Truss LX3
213	ClayPaky Axcor Wash 300 16ch	3	300	Back Truss LX3
301	Martin Atomic LED Ext 14ch	2	316	Mid Truss LX2
302	Martin Atomic LED Ext 14ch	2	330	Mid Truss LX2
303	Martin Atomic LED Ext 14ch	3	316	Back Truss LX3
304	Martin Atomic LED Ext 14ch	3	330	Back Truss LX3

LIGHTPATCH

STORE VEGA 2025 Light Patch	Page 2 of 2

Unit	Type	Uni	Ch	Position
51	House Light	4	1	Balcony Wall
52	House Light	4	2	Floor Wall
53	House Light	4	3	Ceiling Back
54	House Light	4	4	Ceiling
61	Pea Soup Phantom Hazer	4	501	Upstage
401	Portman S-Tribe Std 32ch	4	11	Mid Truss LX2
402	Portman S-Tribe Std 32ch	4	43	Mid Truss LX2
403	Portman S-Tribe Std 32ch	4	75	Mid Truss LX2
404	Portman S-Tribe Std 32ch	4	107	Mid Truss LX2
405	Portman S-Tribe Std 32ch	4	139	Mid Truss LX2
406	Portman S-Tribe Std 32ch	4	171	Mid Truss LX2
407	Portman S-Tribe Std 32ch	4	203	Mid Truss LX2
408	Portman S-Tribe Std 32ch	4	235	Back Truss LX3
409	Portman S-Tribe Std 32ch	4	267	Back Truss LX3
410	Portman S-Tribe Std 32ch	4	299	Back Truss LX3
411	Portman S-Tribe Std 32ch	4	331	Back Truss LX3
412	Portman S-Tribe Std 32ch	4	363	Back Truss LX3
413	Portman S-Tribe Std 32ch	4	395	Back Truss LX3
414	Portman S-Tribe Std 32ch	4	427	Back Truss LX3

All controlled by sACN via House console Chamsys MQ500m.
Node IP 2.0.0.171, Console IP 2.0.0.172, Subnet 255.0.0.0

design, plot and patch
kasper christiansen
+45 20 41 99 66
kas@visualies.dk

LIGHTPATCH

STORE VEGA 2025 ALTERNATIVE S-Tribe Patch

Unit	Type	Uni	Ch	Position
401	S-Tribe Tungsten Dimmer 1	4	11	Mid Truss LX2
	S-Tribe Tungsten Dimmer 2	4	12	
	S-Tribe Tungsten Dimmer 3	4	13	
	S-Tribe Tungsten Dimmer 4	4	14	
	S-Tribe Tungsten Dimmer 5	4	15	
	S-Tribe RGBW LED 1	4	16	
	S-Tribe RGBW LED 2	4	20	
	S-Tribe RGBW LED 3	4	24	
	S-Tribe RGBW LED 4	4	28	
	S-Tribe RGBW LED 5	4	32	
	S-Tribe Tungsten Strobe NO NEED	4	36	
	S-Tribe RGBW Strobe NO NEED	4	37	
402	S-Tribe Tungsten Dimmer 1	4	43	Mid Truss LX2
	S-Tribe Tungsten Dimmer 2	4	44	
	S-Tribe Tungsten Dimmer 3	4	45	
	S-Tribe Tungsten Dimmer 4	4	46	
	S-Tribe Tungsten Dimmer 5	4	47	
	S-Tribe RGBW LED 1	4	48	
	S-Tribe RGBW LED 2	4	52	
	S-Tribe RGBW LED 3	4	56	
	S-Tribe RGBW LED 4	4	60	
	S-Tribe RGBW LED 5	4	64	
	S-Tribe Tungsten Strobe NO NEED	4	68	
	S-Tribe RGBW Strobe NO NEED	4	69	
403	S-Tribe Tungsten Dimmer 1	4	75	Mid Truss LX2
	S-Tribe Tungsten Dimmer 2	4	76	
	S-Tribe Tungsten Dimmer 3	4	77	
	S-Tribe Tungsten Dimmer 4	4	78	
	S-Tribe Tungsten Dimmer 5	4	79	
	S-Tribe RGBW LED 1	4	80	
	S-Tribe RGBW LED 2	4	84	
	S-Tribe RGBW LED 3	4	88	
	S-Tribe RGBW LED 4	4	92	
	S-Tribe RGBW LED 5	4	96	
	S-Tribe Tungsten Strobe NO NEED	4	100	
	S-Tribe RGBW Strobe NO NEED	4	101	
404	S-Tribe Tungsten Dimmer 1	4	107	Mid Truss LX2
	S-Tribe Tungsten Dimmer 2	4	108	
	S-Tribe Tungsten Dimmer 3	4	109	
	S-Tribe Tungsten Dimmer 4	4	110	
	S-Tribe Tungsten Dimmer 5	4	111	
	S-Tribe RGBW LED 1	4	112	
	S-Tribe RGBW LED 2	4	116	
	S-Tribe RGBW LED 3	4	120	
	S-Tribe RGBW LED 4	4	124	
	S-Tribe RGBW LED 5	4	128	
	S-Tribe Tungsten Strobe NO NEED	4	132	
	S-Tribe RGBW Strobe NO NEED	4	133	

LIGHTPATCH

STORE VEGA 2025 ALTERNATIVE S-Tribe Patch

Unit	Type	Uni	Ch	Position
405	S-Tribe Tungsten Dimmer 1	4	139	Mid Truss LX2
	S-Tribe Tungsten Dimmer 2	4	140	
	S-Tribe Tungsten Dimmer 3	4	141	
	S-Tribe Tungsten Dimmer 4	4	142	
	S-Tribe Tungsten Dimmer 5	4	143	
	S-Tribe RGBW LED 1	4	144	
	S-Tribe RGBW LED 2	4	148	
	S-Tribe RGBW LED 3	4	152	
	S-Tribe RGBW LED 4	4	156	
	S-Tribe RGBW LED 5	4	160	
	S-Tribe Tungsten Strobe NO NEED	4	164	
	S-Tribe RGBW Strobe NO NEED	4	165	
406	S-Tribe Tungsten Dimmer 1	4	171	Mid Truss LX2
	S-Tribe Tungsten Dimmer 2	4	172	
	S-Tribe Tungsten Dimmer 3	4	173	
	S-Tribe Tungsten Dimmer 4	4	174	
	S-Tribe Tungsten Dimmer 5	4	175	
	S-Tribe RGBW LED 1	4	176	
	S-Tribe RGBW LED 2	4	180	
	S-Tribe RGBW LED 3	4	184	
	S-Tribe RGBW LED 4	4	188	
	S-Tribe RGBW LED 5	4	192	
	S-Tribe Tungsten Strobe NO NEED	4	196	
	S-Tribe RGBW Strobe NO NEED	4	197	
407	S-Tribe Tungsten Dimmer 1	4	203	Mid Truss LX2
	S-Tribe Tungsten Dimmer 2	4	204	
	S-Tribe Tungsten Dimmer 3	4	205	
	S-Tribe Tungsten Dimmer 4	4	206	
	S-Tribe Tungsten Dimmer 5	4	207	
	S-Tribe RGBW LED 1	4	208	
	S-Tribe RGBW LED 2	4	212	
	S-Tribe RGBW LED 3	4	216	
	S-Tribe RGBW LED 4	4	220	
	S-Tribe RGBW LED 5	4	224	
	S-Tribe Tungsten Strobe NO NEED	4	228	
	S-Tribe RGBW Strobe NO NEED	4	229	
408	S-Tribe Tungsten Dimmer 1	4	235	Back Truss LX3
	S-Tribe Tungsten Dimmer 2	4	236	
	S-Tribe Tungsten Dimmer 3	4	237	
	S-Tribe Tungsten Dimmer 4	4	238	
	S-Tribe Tungsten Dimmer 5	4	239	
	S-Tribe RGBW LED 1	4	240	
	S-Tribe RGBW LED 2	4	244	
	S-Tribe RGBW LED 3	4	248	
	S-Tribe RGBW LED 4	4	252	
	S-Tribe RGBW LED 5	4	256	
	S-Tribe Tungsten Strobe NO NEED	4	260	
	S-Tribe RGBW Strobe NO NEED	4	261	

LIGHTPATCH

STORE VEGA 2025 ALTERNATIVE S-Tribe Patch

Unit	Type	Uni	Ch	Position
409	S-Tribe Tungsten Dimmer 1	4	267	Mid Truss LX2
	S-Tribe Tungsten Dimmer 2	4	268	
	S-Tribe Tungsten Dimmer 3	4	269	
	S-Tribe Tungsten Dimmer 4	4	270	
	S-Tribe Tungsten Dimmer 5	4	271	
	S-Tribe RGBW LED 1	4	272	
	S-Tribe RGBW LED 2	4	276	
	S-Tribe RGBW LED 3	4	280	
	S-Tribe RGBW LED 4	4	284	
	S-Tribe RGBW LED 5	4	288	
	S-Tribe Tungsten Strobe NO NEED	4	292	
	S-Tribe RGBW Strobe NO NEED	4	293	
410	S-Tribe Tungsten Dimmer 1	4	299	Mid Truss LX2
	S-Tribe Tungsten Dimmer 2	4	300	
	S-Tribe Tungsten Dimmer 3	4	301	
	S-Tribe Tungsten Dimmer 4	4	302	
	S-Tribe Tungsten Dimmer 5	4	303	
	S-Tribe RGBW LED 1	4	304	
	S-Tribe RGBW LED 2	4	308	
	S-Tribe RGBW LED 3	4	312	
	S-Tribe RGBW LED 4	4	316	
	S-Tribe RGBW LED 5	4	320	
	S-Tribe Tungsten Strobe NO NEED	4	324	
	S-Tribe RGBW Strobe NO NEED	4	325	
411	S-Tribe Tungsten Dimmer 1	4	331	Mid Truss LX2
	S-Tribe Tungsten Dimmer 2	4	332	
	S-Tribe Tungsten Dimmer 3	4	333	
	S-Tribe Tungsten Dimmer 4	4	334	
	S-Tribe Tungsten Dimmer 5	4	335	
	S-Tribe RGBW LED 1	4	336	
	S-Tribe RGBW LED 2	4	340	
	S-Tribe RGBW LED 3	4	344	
	S-Tribe RGBW LED 4	4	348	
	S-Tribe RGBW LED 5	4	352	
	S-Tribe Tungsten Strobe NO NEED	4	356	
	S-Tribe RGBW Strobe NO NEED	4	357	
412	S-Tribe Tungsten Dimmer 1	4	363	Back Truss LX3
	S-Tribe Tungsten Dimmer 2	4	364	
	S-Tribe Tungsten Dimmer 3	4	365	
	S-Tribe Tungsten Dimmer 4	4	366	
	S-Tribe Tungsten Dimmer 5	4	367	
	S-Tribe RGBW LED 1	4	368	
	S-Tribe RGBW LED 2	4	372	
	S-Tribe RGBW LED 3	4	376	
	S-Tribe RGBW LED 4	4	380	
	S-Tribe RGBW LED 5	4	384	
	S-Tribe Tungsten Strobe NO NEED	4	388	
	S-Tribe RGBW Strobe NO NEED	4	389	

LIGHTPATCH

STORE VEGA 2025 ALTERNATIVE S-Tribe Patch

Unit	Type	Uni	Ch	Position
413	S-Tribe Tungsten Dimmer 1	4	395	Back Truss LX3
	S-Tribe Tungsten Dimmer 2	4	396	
	S-Tribe Tungsten Dimmer 3	4	397	
	S-Tribe Tungsten Dimmer 4	4	398	
	S-Tribe Tungsten Dimmer 5	4	399	
	S-Tribe RGBW LED 1	4	400	
	S-Tribe RGBW LED 2	4	404	
	S-Tribe RGBW LED 3	4	408	
	S-Tribe RGBW LED 4	4	412	
	S-Tribe RGBW LED 5	4	416	
	S-Tribe Tungsten Strobe NO NEED	4	420	
	S-Tribe RGBW Strobe NO NEED	4	421	
414	S-Tribe Tungsten Dimmer 1	4	427	Back Truss LX3
	S-Tribe Tungsten Dimmer 2	4	428	
	S-Tribe Tungsten Dimmer 3	4	429	
	S-Tribe Tungsten Dimmer 4	4	430	
	S-Tribe Tungsten Dimmer 5	4	431	
	S-Tribe RGBW LED 1	4	432	
	S-Tribe RGBW LED 2	4	436	
	S-Tribe RGBW LED 3	4	440	
	S-Tribe RGBW LED 4	4	444	
	S-Tribe RGBW LED 5	4	448	
	S-Tribe Tungsten Strobe NO NEED	4	452	
	S-Tribe RGBW Strobe NO NEED	4	453	

All controlled by sACN via House console Chamsys MQ500m.
Node IP 2.0.0.171, Console IP 2.0.0.172, Subnet 255.0.0.0

design, plot and patch
kasper christiansen
+45 20 41 99 66
kas@visualies.dk

FLOORPLAN

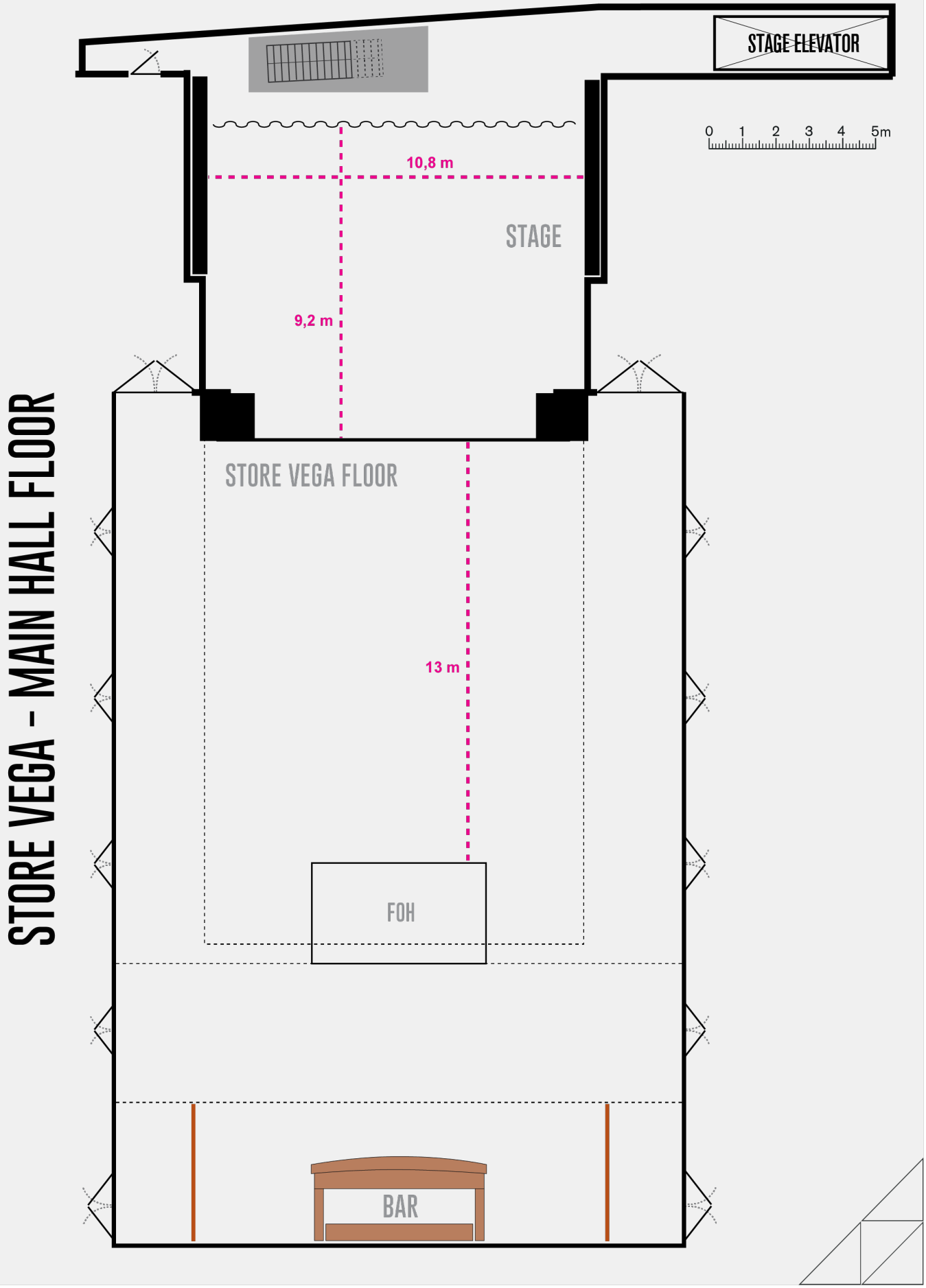
STAGE ELEVATOR
0 1 2 3 4 5m
10,8 m
STAGE
9,2 m
STORE VEGA FLOOR
13 m
FOH
BAR
STORE VEGA - MAIN HALL FLOOR

STORE VEGA BACKSTAGE

HALF-FLOOR

GROUND FLOOR

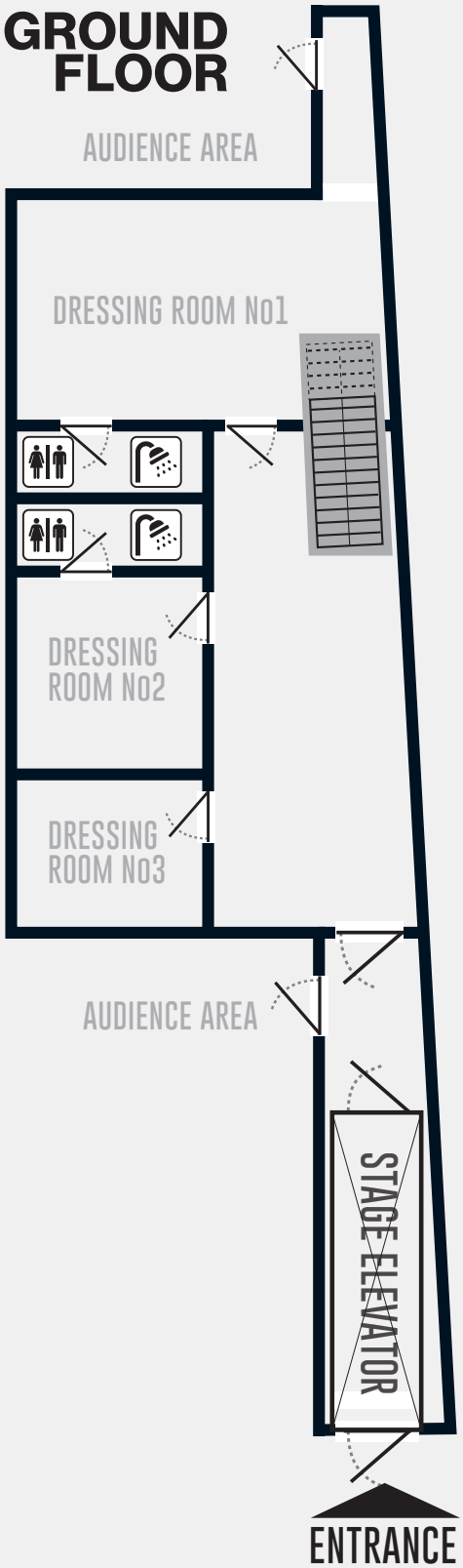

0 1 2 3 4 5m

STORE VEGA BACKSTAGE
GROUND FLOOR & HALF-FLOOR

VEGA

MAP

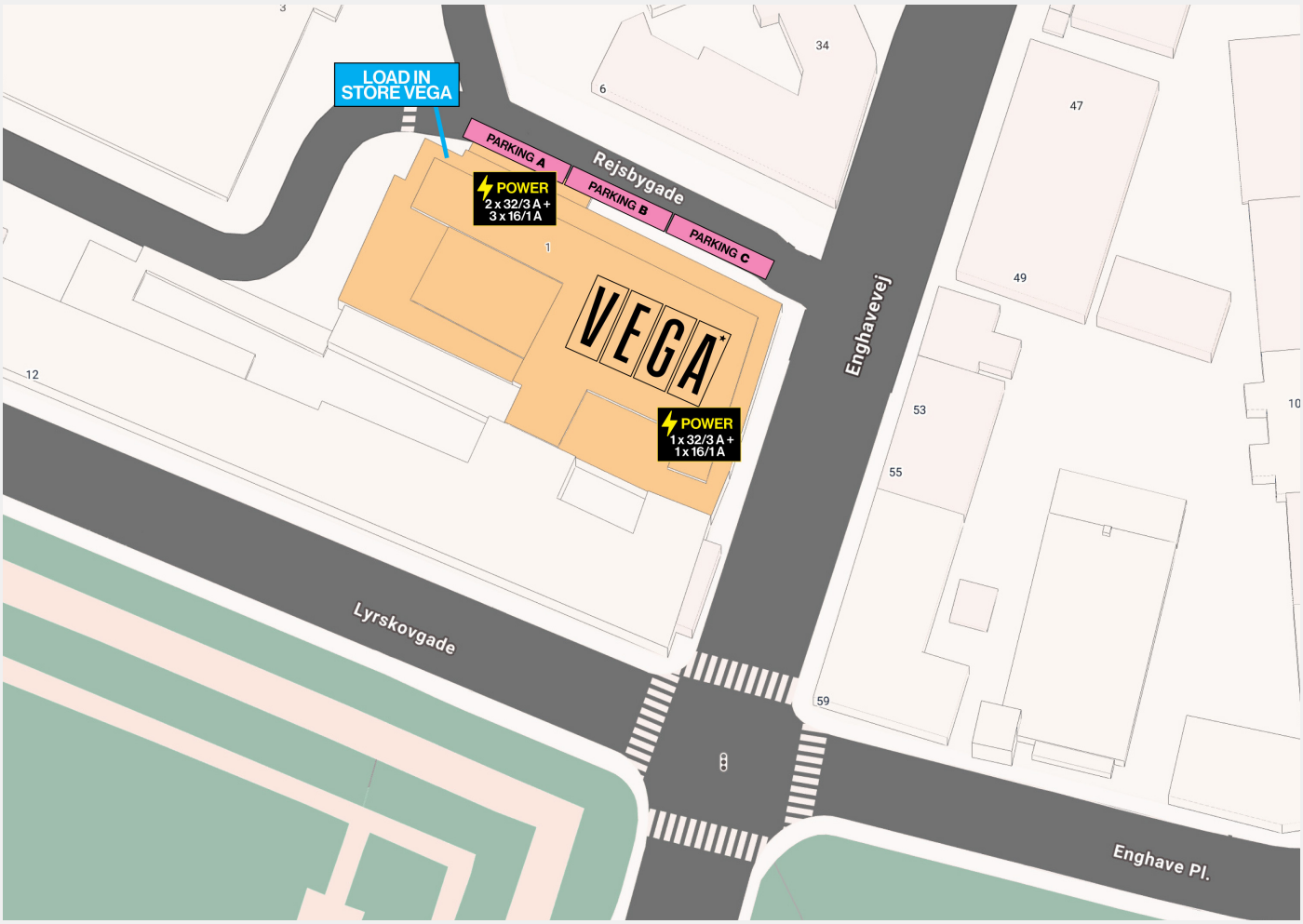
LOAD IN
STORE VEGA
PARKING A
PARKING B
PARKING C
POWER
2 x 32/3 A +
3 x 16/1 A
POWER
1 x 32/3 A +
1 x 16/1 A
VEGA
Rejsbygade
Enghavevej
Lyrskovgade
Enghave Pl.
3
6
34
47
49
1
12
53
55
10
59

VEGA

VEGA © 2025